

614-737-8850 • 1-877-898-8850

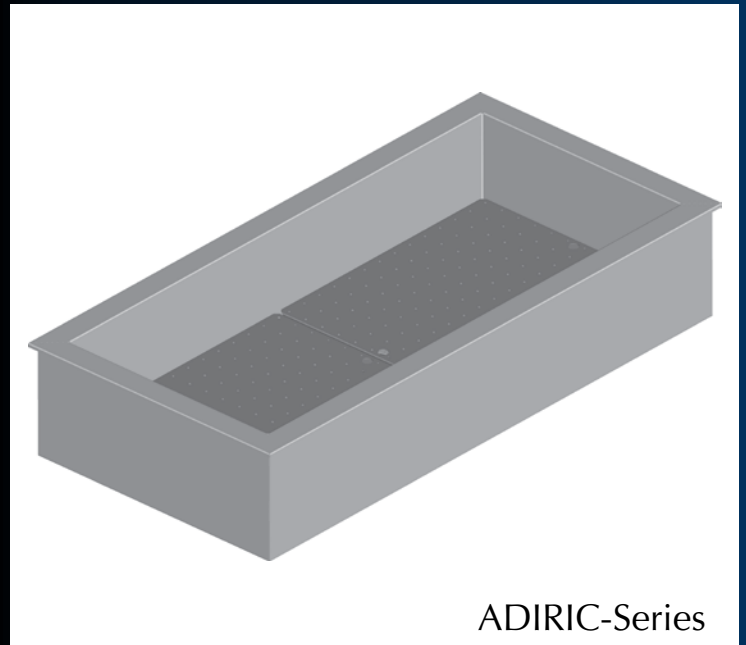
Drop-in Cold Pan (Ice-cooled)

Product specifications:

- Top is constructed of 16g. 304 S/S fully welded and polished.
- Heavy gauge stainless steel liner.
- Cold pan body is constructed of fully welded, heavy-duty galvanized steel. Insulated with foamed-in-place polyurethane 2" thick on all sides (compare to competitor's units @ 1-1/2" thick)
- Designed to hold standard 12" x 20" (30.5 x 50.8cm) pans. Unit designed to accept 6" deep pans with pre-chilled products at serving temperatures.

Tailored to Your Needs:

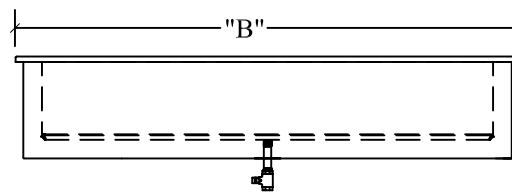
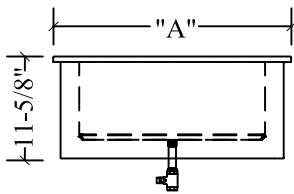
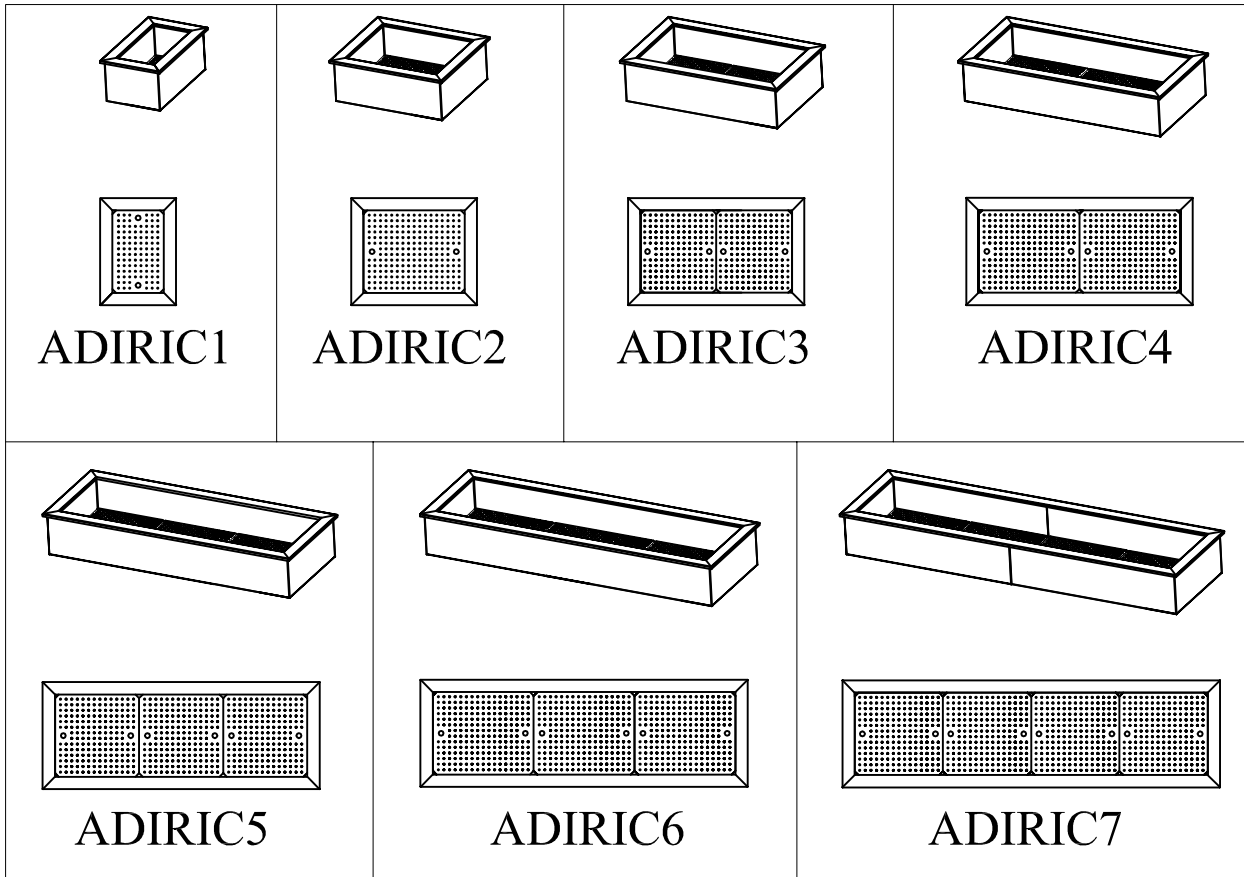
Just one of the benefits of our complete in-house design, fabricating and manufacturing capabilities, is the fact that any of our Refrigerated Cold Pans can be tailored to fit your exact functional needs and interior décor preferences. Just let us know what you want, and our professional design staff will make it a reality.



ADIRIC-Series

Standard features:

- All welded construction
- One removable adapter bar included per opening
- 1/2" S/S integrated drain
- Designed to hold food at 34° - 40°



SIDE VIEW

FRONT ELEVATION

CUTOUT DIMENSIONS						
PART #	PANS	"WIDTH"	"LENGTH"	TOP WIDTH "A"	TOP LENGTH "B"	SHIP WEIGHT
ADIRIC1	1	26-1/8"	18-1/8"	27-1/8"	19-1/8"	162
ADIRIC2	2	26-1/8"	30-7/8"	27-1/8"	31-7/8"	193
ADIRIC3	3	26-1/8"	43-5/8"	27-1/8"	44-5/8"	215
ADIRIC4	4	26-1/8"	56-3/8"	27-1/8"	57-3/8"	247
ADIRIC5	5	26-1/8"	69-1/8"	27-1/8"	70-1/8"	294
ADIRIC6	6	26-1/8"	81-7/8"	27-1/8"	82-7/8"	322
ADIRIC7	7	26-1/8"	94-5/8"	27-1/8"	95-5/8"	350