



amtekco

■ A Wasserstrom Company

Manufacturers of Quality Products for the Food Marketing Industry

Dishtables

1-800-336-4677 • 614-228-6590 • FAX 614-737-8017
1205 Refugee Road, Columbus, Ohio 43207 • www.amtekco.com

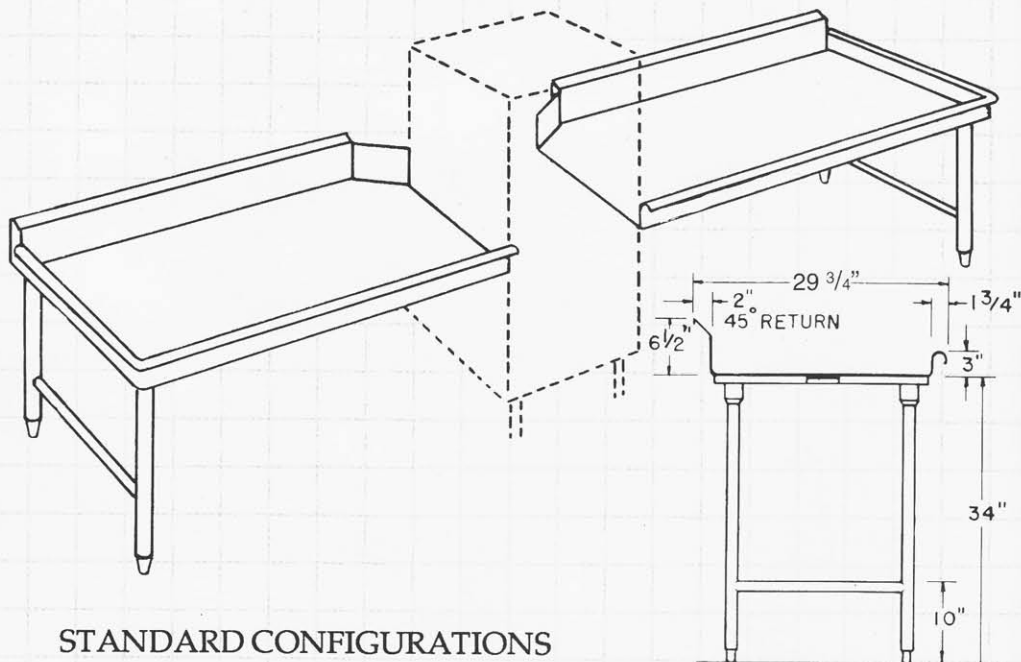
Dishtables

Through standardization of design and manufacture, Amtekco's dishtables allow ease of specifying and ordering, while maintaining quality, durability and economy. This standardized approach to the previously custom nature of dishtables insures consistently high quality at the lowest possible price.



Standard Dishtables

STANDARD FEATURES

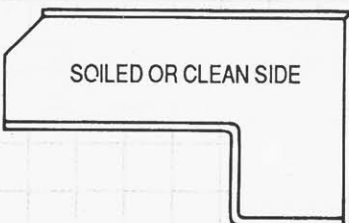
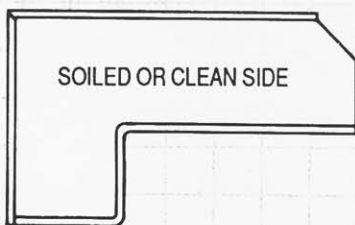
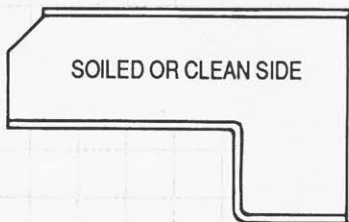


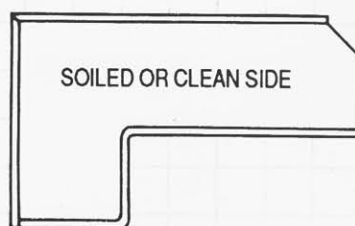
- **Full NSF CONSTRUCTION**
- **Tops**—16 ga., type 304 stainless steel.
- **Underbracing**—Fully welded 4" x 1" x 16 ga. S/S channels, stud bolted to underside of top.
- **Legs and Feet**—1 5/8" O.D. S/S tubing with adjustable white metal bullet feet, held in place with set-screw stainless steel gussets.
- **Crossrails**—1" O.D. S/S tubing welded to legs at 10" above floor (front to back only).
- **Backsplash**—Integral with top, 6 1/2" high with 2" return to wall on a 45° angle with 1/2" turn-down.
- **Rolled Rims**—3" high with 1 3/4" diameter roll at front and open end.
- **Interior Corners**—Fully coved to 3/4" radius.
- **Dishwasher Opening**—Sized to fit all popular makes and models of dishwashers; please specify.
- **Sound Deadening**—Between channels and underside of top.



STANDARD CONFIGURATIONS



Specify soiled table to be on left or right and overall length of each top surface "leg" at walls.



SPECIFICATIONS SUBJECT TO CHANGE WITHOUT NOTICE

amtekco

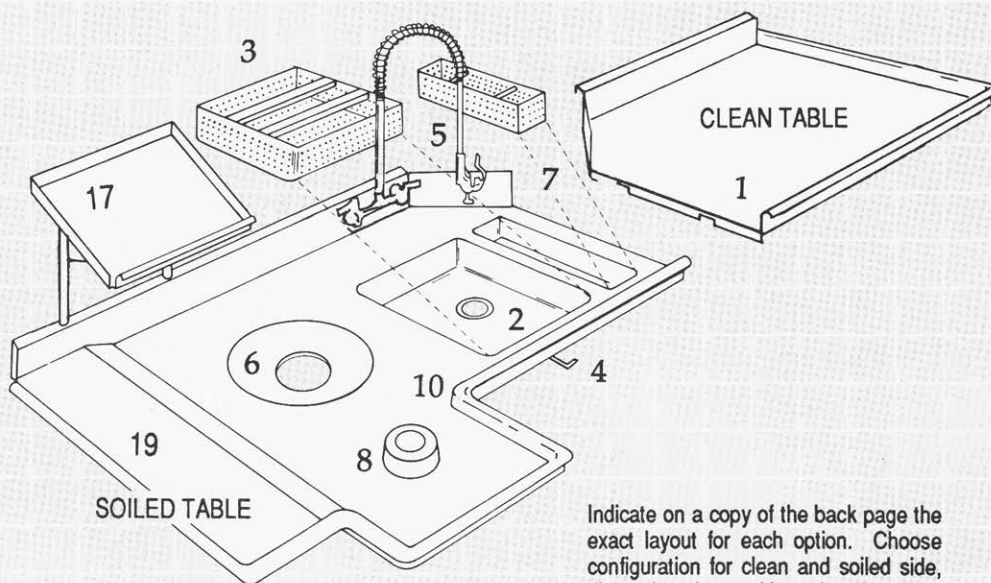
A Wasserstrom Company
Manufacturers of Quality Products for the Food Marketing Industry

1-800-336-4677 • 614-228-6590 • FAX 614-737-8017
1205 Refugee Road, Columbus, Ohio 43207 • www.amtekco.com

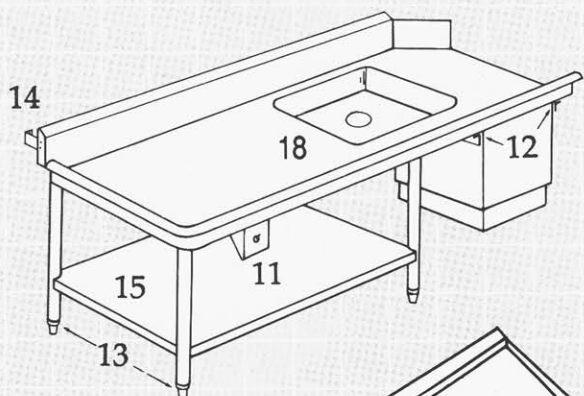
Also, standardization of a complete line of options allows a high degree of flexibility as to layout and function. Ordering dishtables has also been simplified. It's as simple as choosing one of four standard layouts, then filling in the dimensions and options on a copy of the back page of this brochure.

In short, Amtekco's dishtables offer a good dollar value by simplifying the manufacturing and ordering processes through standardization.

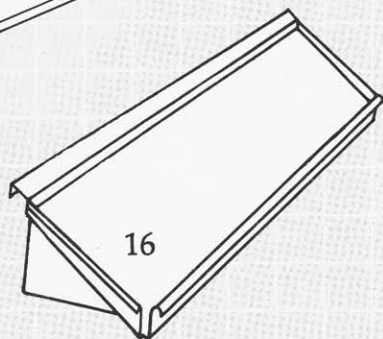
Options Available Design your own dishtables



Indicate on a copy of the back page the exact layout for each option. Choose configuration for clean and soiled side, dimension the position of options and overall table length.





SLANTED
RACK SHELF



Detail of draining method
at front corners

Please specify on a copy of the back of this brochure the exact location of options desired.

- 1 **14 ga.**—in lieu of 16 ga.
- 2 **Pre-wash sink**—S/S 20" x 20" x 5" coved corner construction with crumb cup drain.
- 3 **Removable Scrap Basket**—Perforated, S/S construction with integral rack slides.
- 4 **Lever Drain**—2" IPS with strainer plate.
- 5 **Pre-Rinse Spray**—Splash-mounted, mixing valve style.
- 6 **Disposal Cone**—Welded integrally with top (cone provided by others).
- 7 **Drain Trough**—20" x 5" x 5" deep, coved corner construction with 1 1/2" drain and perforated removable scrap basket.
- 8 **Scrap Block**—6" diameter, hard rubber style, recessed into top.
- 9 **Cut-Outs**—For table-mounted dishwashers, specify make and model.
- 10 **90° Corner Turns**—One per table. Specify where rolled rim is required in lieu of backsplash on "L" shaped tables. Note: Due to shipping restrictions, the shortest "leg" of an "L" shaped table cannot exceed 90".
- 11 **Disposal Control Bracket**—S/S construction, stud bolted to underside of top. Specify overall dimensions of bracket required.
- 12 **Booster Heater Slides**—Mounting of slides (slides provided by others).
- 13 **S/S Feet**—Adjustable, bullet style.
- 14 **Wall Spacers**—Affixed to rear of backsplash.
- 15 **Undershelves**—18 ga., type 300 S/S. Knock-down, bolted construction, shelves mount 10" above floor. Undershelves available in the following lengths: 29", 41", 53", 65", 77", 89". NOTE: Special lengths available.
- 16 **Wall Mounted Slanted Rack Shelves**—To accommodate 20" x 20" racks, 16 ga. S/S wall-mounted style, with S/S brackets. Available in 42", 62" 82" lengths.
- 17 **Table Mounted Slanted Rack Shelves.**
- 18 **Sink Bowl Welded Into Top**—Specify size, location and depth.
- 19 **Landing Shelf**



Design your own dishtables

$1/2'' = 1'$ scale.

Sketch options in positions and dimension.

